

# user instructions

**Caution: Ensure fingers are kept clear of the folding mechanism when opening and closing this unit**




Zedup lite in folded position with carry case

①






Holding the top tray, gently raise the trays upwards  
Place your foot on the base to provide stability

②




Extend the stand to its full height

③



Whilst raising the stand note the position of the slider bars  
To ensure correct assembly the slider bars must rotate through 180 degrees

④



Lock the the base into position by sliding the 'U' shaped tabs over the slider bars



Assembled Zedup Lite

To close the stand:  
1, Slide the 'U' shaped tabs back  
2, Lift the trays and gently lower into the folded position (do not drop)

### Technical Specification

Assembled dimensions: 1430mm (H) x 280mm (W) x 370mm (D)  
Folded dimensions: 130mm (H) x 280mm (W) x 400mm (D)  
Unit weight: 7.6kg approx (including carry case)  
Maximum document dimensions: 325mm (H) x 255mm (W) x 22mm (D)  
(Zedup Lite is suitable for A4 sized documents)