

Fantasy base

①




Loosen both thumbwheel screws located on the rear of the base

②



Open out the two halves of the base

③




Fit the rigid substrate into the base


④



Place the base on its side
Tighten both thumbwheel screws to grip the rigid substrate



75mm of the rigid substrate is hidden within the base



Fantasy with rigid substrate fitted

Technical Specification

Base dimensions: 95mm (H) x 800mm (W) x 201mm (D)
Unit weight: 3.6kg approx (does not include rigid substrate)
(Based upon 800mm wide unit)
Fantasy is suitable for 10mm thick rigid substrates only
Maximum recommended graphic height: 1500mm