

**Skyline®**

# curveform®

## Designed for simplicity and flexibility

Curveform is the simple exhibit system that gives you the utmost in flexibility and expandability. With its family of lightweight aluminum tubes – straight and curved – you can create nearly any shape imaginable. And because its tubes are universal, you can reconfigure and expand your exhibit as your needs change. Curveform's full-length panels are easily backlit and always give you a seamless look.



imagine that.™



# Simply designed to fit your needs

## Looks big, packs small

Curveform gives you a big look, but packs compactly. A full 10' backwall fits neatly into two cases with wheels for easy transport.



## Sturdy universal frame

Curveform's frame consists of straight and curved aluminum tubes that allow you to create many different looks – up to 12' tall! All tubes are universal so you can easily reconfigure and expand.



## Simple, no-tools set up

Curveform's connection system allows you to assemble tubes quickly and easily. Panels 'snap' into precise alignment with special polarized magnets.



# Graphics – detachable for ease, backlit for impact!

Get noticed with backlit graphics!

Curveform allows you to backlight full panels so you get big, integral graphics that really 'pop.' They're perfect for backwalls and towers.

Curveform's fabric panels come in many colors and allow you to use detachable graphics which are easy to update, change, and reposition.



# Design solutions

Achieve the look that fits your organization. With its built-in versatility, graphic capabilities, and a host of functional accessories, Curveform allows you to create exhibits that are unique and effective.



Lightweight 6' tabletop display provides big impact in small spaces. Panel is seamless.



A classy look in a classic setting. A series of murals are framed by crimson fabric panels with inset backlit graphics. Halogen lighting bathes the images.




Full-panel backlit graphics attract attention. 20' backwall is 10' tall for major impact. Single, full-length graphic panels provide a seamless look.



20' backwall has a bold image and clear marketing message. Monitor screens are built into end towers.




Single-panel graphic was composed digitally and is highlighted with SkyTrak™ lights.



This Curveform conference room creates a semi-private area for meeting with clients. It has graphic panels on both sides and uses semi-opaque frosted panels with vinyl colors to create an interesting look.



10' Mirage pop-up display flanked by Curveform carries a consistent image and provides a backdrop for interactive presentation areas.



Continuous curved backwall uses strong corporate identity, colors and large murals to convey their message.



20' backwall features a tower with clear panels for secure product display and Marquee bridges.



Center mural is an inviting image and fabric panels allow for detachable graphics that are easily updated.

Curveform is great for creating towers and backwalls up to 12' tall. Because Curveform can incorporate panels on both sides it is perfect for island exhibits that use conference rooms, presentation areas and doorways.



30' backwall combines fabric and graphics. Case table supports presentation monitor.




10' backwall with a warm, inviting image. Backlit Marquee header brings company name out front.



20' backwall is connected to a fully-backlit tower with Marquee bridges. Includes matching case tables.

# The possibilities are endless

With Curveform, there's no need to look like anyone else. Combine straight tubes with a variety of curved tubes to create nearly any shape imaginable – from tabletop and backwall displays to towers and large island exhibits.



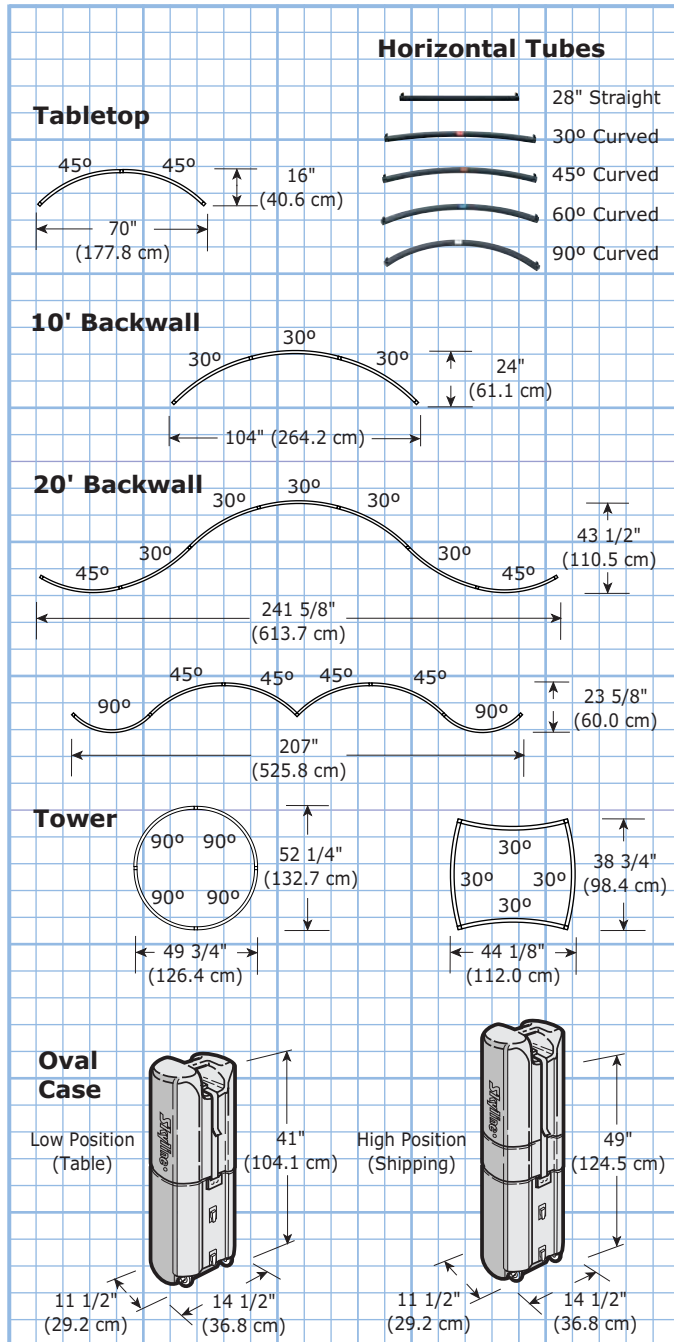
## Curveform expands as you grow

Start small and add on as you grow. You save money by using your existing components instead of investing in an entirely new exhibit. Or you can use your existing frame and update your graphic panels as your message changes.



# curveform®

Curveform has functional and stylish accessories that enhance your exhibiting efforts – from shelves and lights to media support.



**Product and literature shelves**  
Curveform shelving is perfect for displaying your products or making your literature accessible. Shelves are repositionable.



**Rotating tower**  
Give your exhibit the power of motion! Attract attention with Curveform towers that can be fully backlit – including a rotating top.



**Case table**  
Instead of storing your cases, turn them into a table. Our solid laminate top and seamless panel give you extra workspace and additional graphic opportunity. Plus, you save on drayage.

Skyline Exhibits  
3355 Discovery Road  
Eagan, Minnesota 55121  
1-800-328-2725  
International: 651-234-6592  
www.skyline-exhibits.com

ISO 9001 Certified



**m** Skyline uses only durable Melded Fabrics  
melded fabrics Patents pending  
imagine that is a service mark of Skyline Exhibits  
©2003 Skyline Exhibits Printed in U.S.A. PN23178-A



Look for our label – it ensures that you receive the highest quality graphic!

**Skyline®**